



## Peltier-Type Chiller

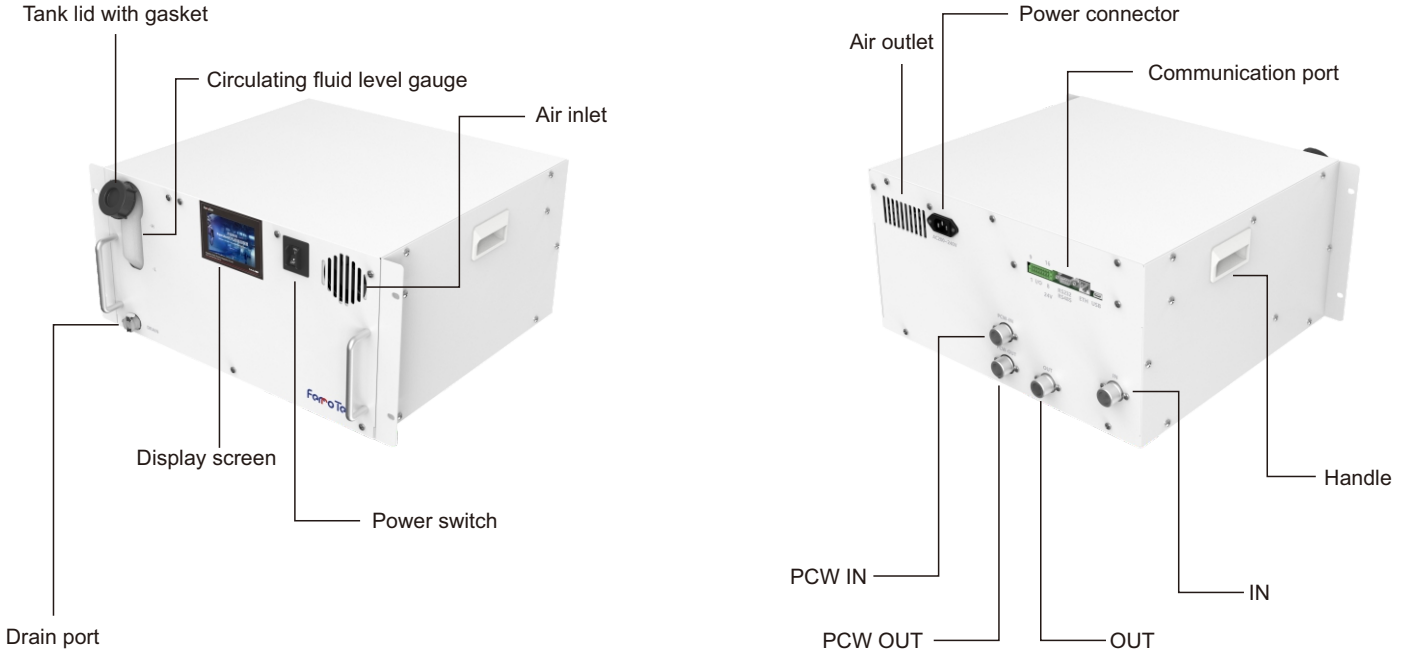
Model		FCTW10231-2101	
Cooling mode		Thermoelectric device (Thermo-module)	
Ambient temperature/humidity		Temperature: 10-35 °C; Humidity: 30-85%RH (no condensation)	
Radiating method		Forced fluid cooling	
Control method		Cooling/Heating Automatic shift PID control	
Circulating fluid system	Circulating fluid		DI Water, Ethylene glycol solution (20%)
	Operating temperature range		10.0-60.0°C
	Cooling capacity		1000W (facility water temperature 20°C, circulating fluid flow rate 7L/min)
	Heating capacity		1600W (facility water temperature 20°C, circulating fluid flow rate 7L/min)
	Temperature stability		±0.03°C
	Pump		Magnetic drive pump 28L/min, 18m lift
	Tank capacity		Approx. 2.0L
	Port size	IN/OUT	Rc3/8
		Drain	CPC PLCD16004
Wetted parts material		Stainless steel 304, EPDM, PFA, ABS, NYLON	
Process cooling water	Temperature range		10~35°C (no condensation)
	Pressure range		≤1.0MPa
	Required flow rate		10-15L/min
	Port size (S-IN/S-OUT)		Rc3/8
	Wetted parts material		Stainless steel 304, PFA, AL6061
Electrical system	Power supply		Single-phase 200 to 240 VAC ±10%, 50/60 Hz
	Overcurrent protection		13.5A
	Current consumption		5A (200V) -3.8A (240V)
	Communications		I/O, ETH, RS232C, RS485
Weight		Approx 20.6KG	
Noise		62dB	
Safety standards		EN60204-1 CE marking	

※ 1 Ambient temperature 25°C, Set temperature 20°C, PCW temperature 20°C, Circulating fluid flow rate 7L/min, PCW 10-15L/min

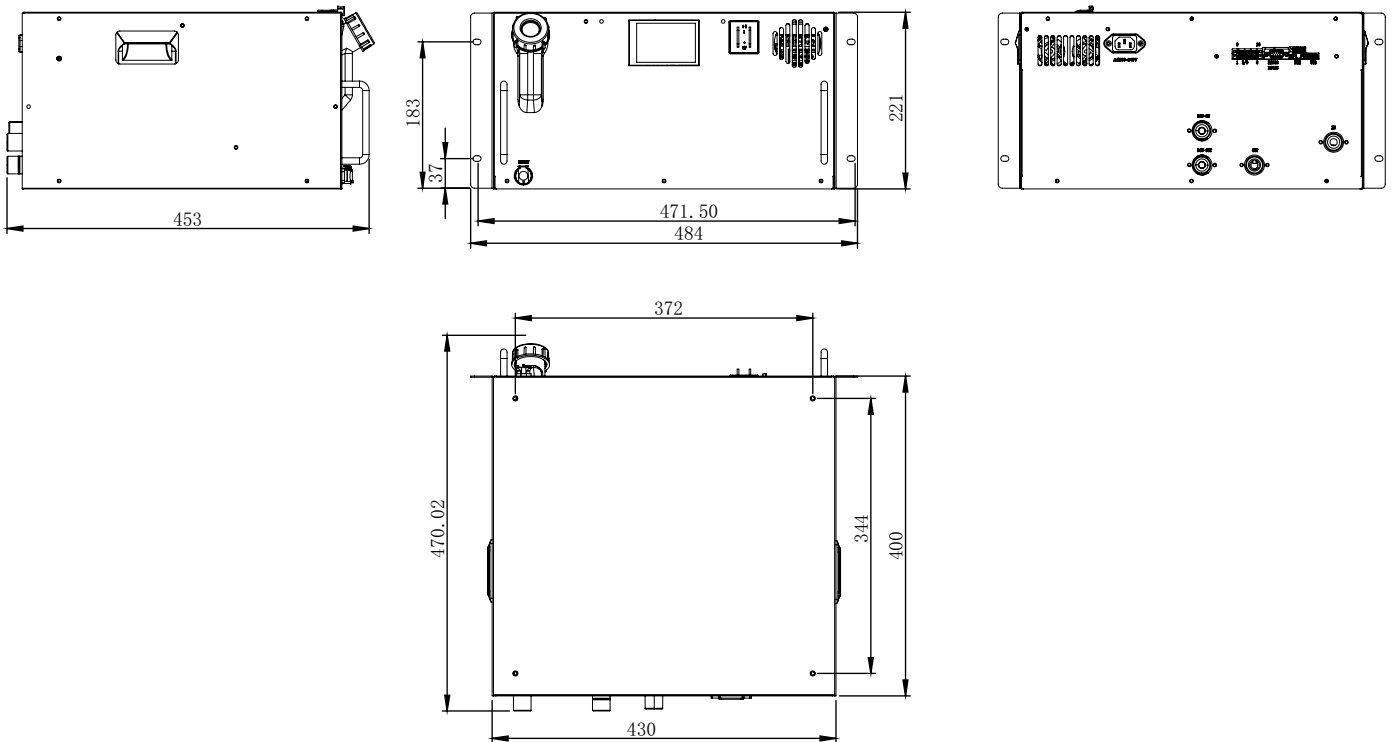
※ 2 Value under stable load without turbulence

※ 3 Accessories: Power plug/Quick coupling

## Parts Description

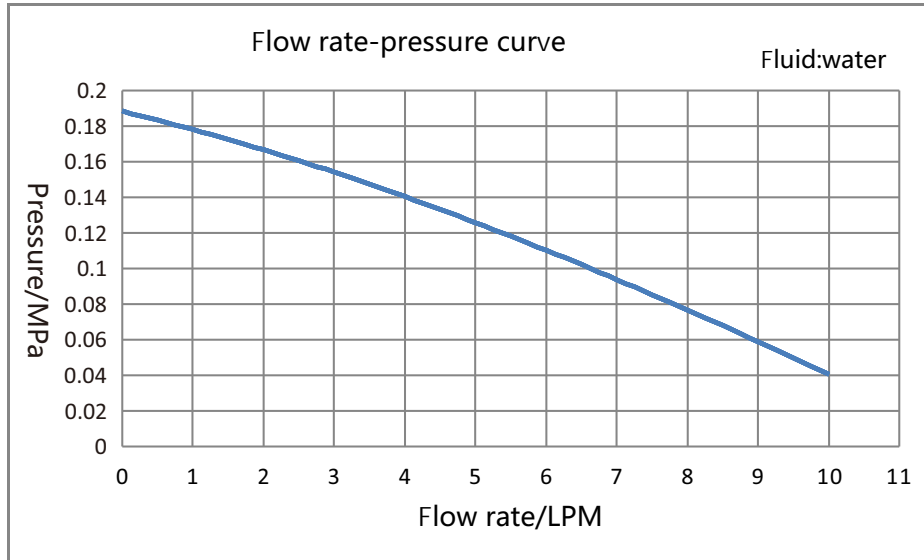


## Parts Description



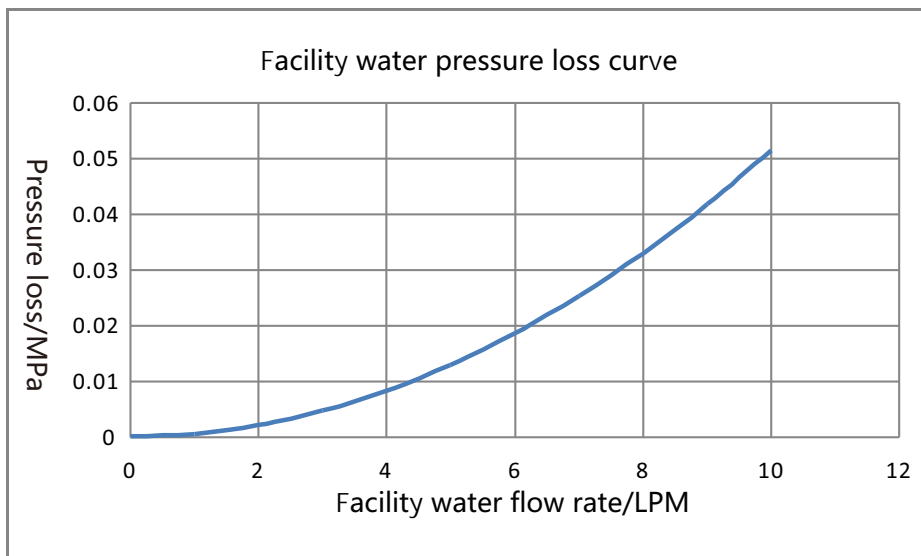
## Characteristic Curve

---

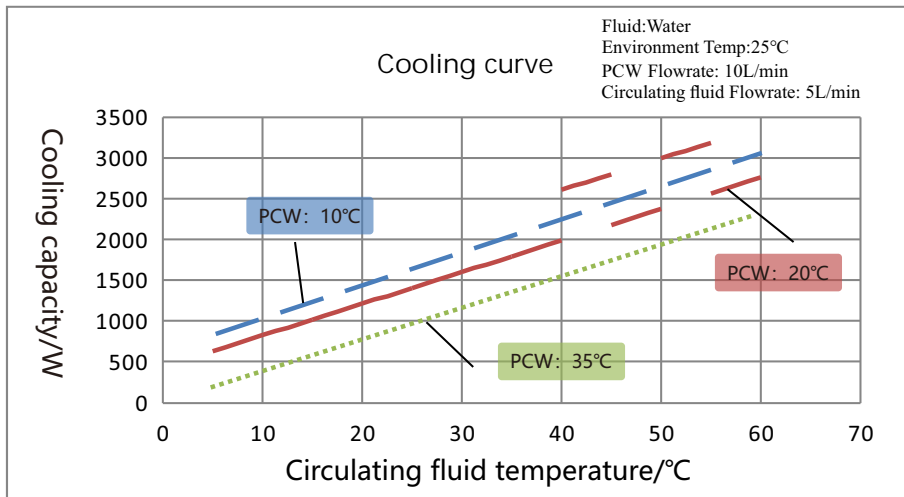
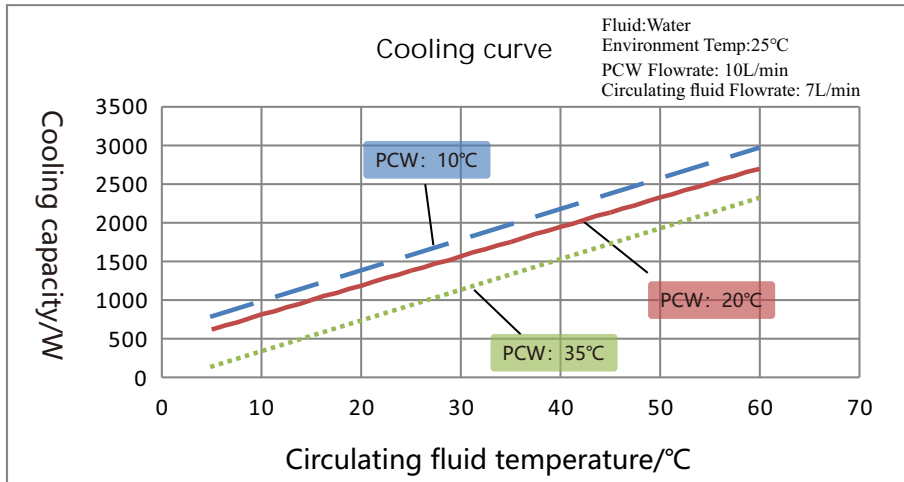


## Characteristic Curve

---



## Characteristic Curve



## Characteristic Curve

